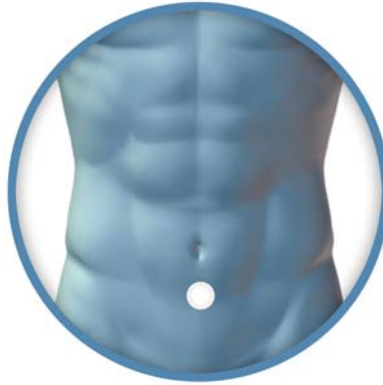


28-Day Rejuvenation Protocol

The following protocol is designed to cleanse the body of toxins by gently stimulating each organ in a sequence. Depending on the level of toxins in the body, you may experience detoxification symptoms while employing this protocol.

On Days 1, 3, & 5
Place a **Y-Age Glutathione** patch on
Conception Vessel 4

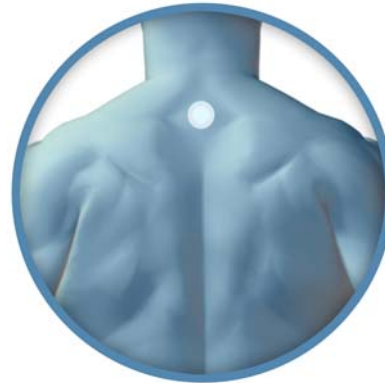


On Days 2, 4, & 6
Place a **Y-Age Carnosine** patch on:

Conception Vessel 17

OR

Governing Vessel 14



Remove Y-Age patches in the evening

Every evening, use a **Silent Nights** patch, rotating through the patch placements indicated in the Silent Nights brochure. Remove in the morning.

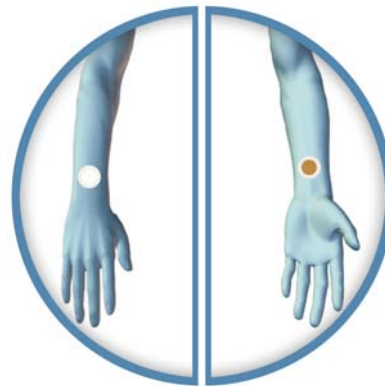
Day 1

Place a TAN **Energy Enhancer** patch on **Liver 3** on the *left*, and a WHITE **Energy Enhancer** patch on **Gallbladder 41** on the *right*.



Day 2

Place a TAN **Energy Enhancer** patch on **Pericardium 5** and a WHITE **Energy Enhancer** patch on **Triple Burner 6**.



Day 3

Place a TAN **Energy Enhancer** patch on **Spleen 6** and a WHITE **Energy Enhancer** patch on **Stomach 36**.



Day 4

Place a TAN **Energy Enhancer** patch on **Lung 7**, and a WHITE **Energy Enhancer** patch on **Large Intestine 4**.



Day 5

Place a TAN **Energy Enhancer** patch on **Kidney 3**, and WHITE **Energy Enhancer** patch on **Bladder 62**.



Days 6 and 7

Place a set of **Energy Enhancer** patches on **Kidney 1**.



Repeat this protocol for 3 more weeks to restore your energy, promote anti-aging and create a general sense of well-being.